

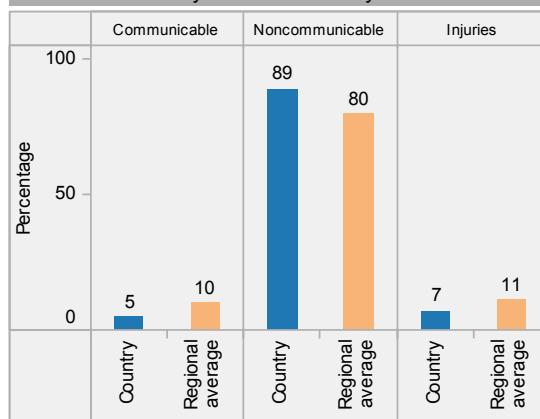
Italy: health profile

Selected indicators (2012)

		Country	Regional average	Global average	
General	Total population (thousands)	60885	
	Population living in urban areas (%)	69	71	53	
	Gross national income per capita (PPP int. \$)	32920	26352	12018	
	Total fertility rate (per woman)	1.5	1.7	2.5	
	Life expectancy at birth (years)	Both sexes	83	76	70
Mortality and morbidity	Life expectancy at age 60 (years)	Both sexes	25	22	20
	Healthy life expectancy at birth (years)	Both sexes	73	67	62
	Under-five mortality rate (per 1000 live births)	Both sexes	4	12	48
	Adult mortality rate (probability of dying between 15 and 60 years per 1000 population)	Male	70	179	187
		Female	39	80	124
	Maternal mortality ratio* (per 100 000 live births)		4	17	210
Prevalence of tuberculosis (per 100 000 population)		9.4	56	169	

* Data refers to 2013.

Distribution of years of life lost by causes 2012

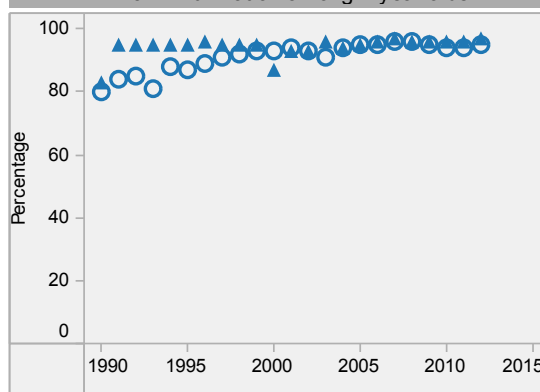


Last update: May 2014.

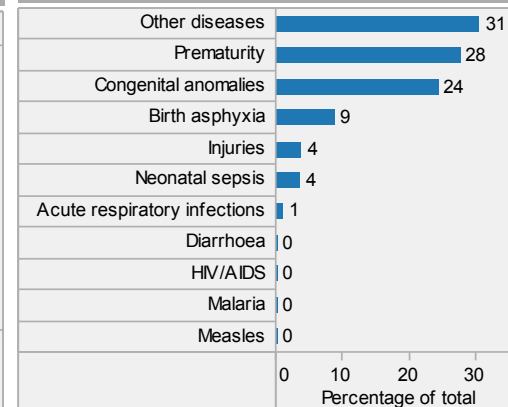
Italy is located in the WHO Europe Region.

▲ Country
○ Regional average

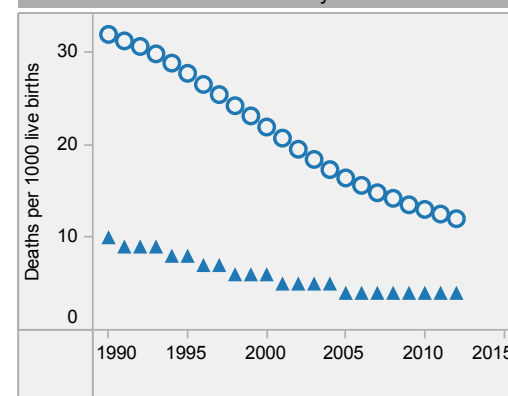
DTP3 immunization among 1-year-olds



Distribution of causes of deaths in children under-5 2012

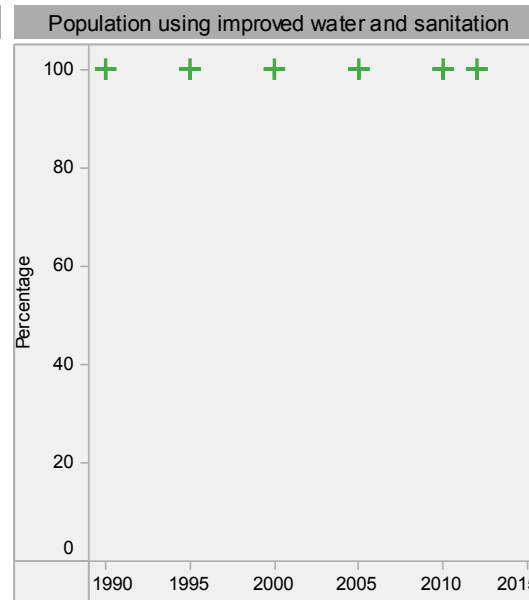
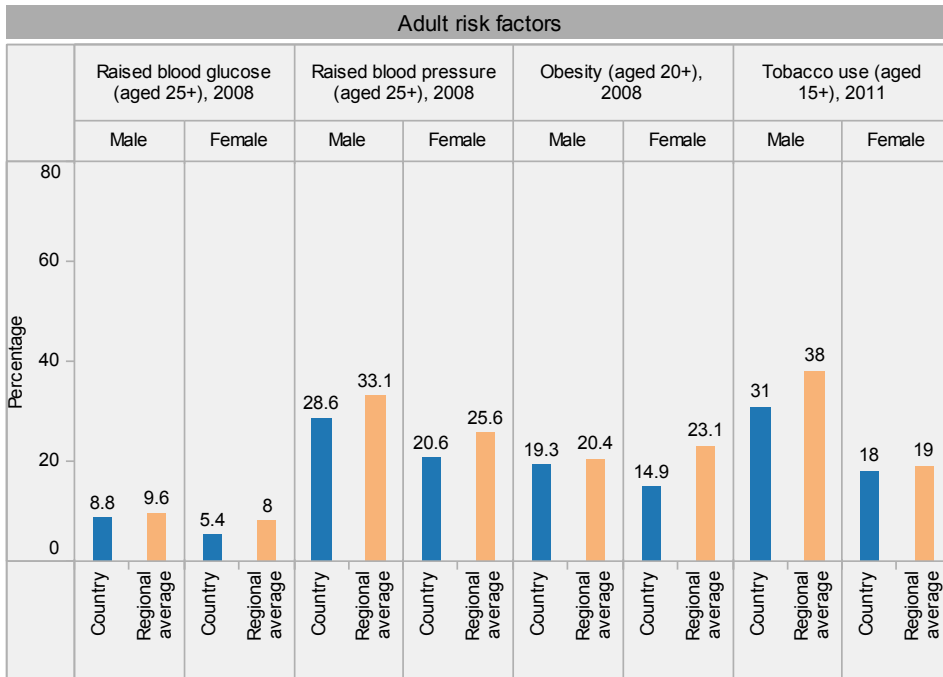
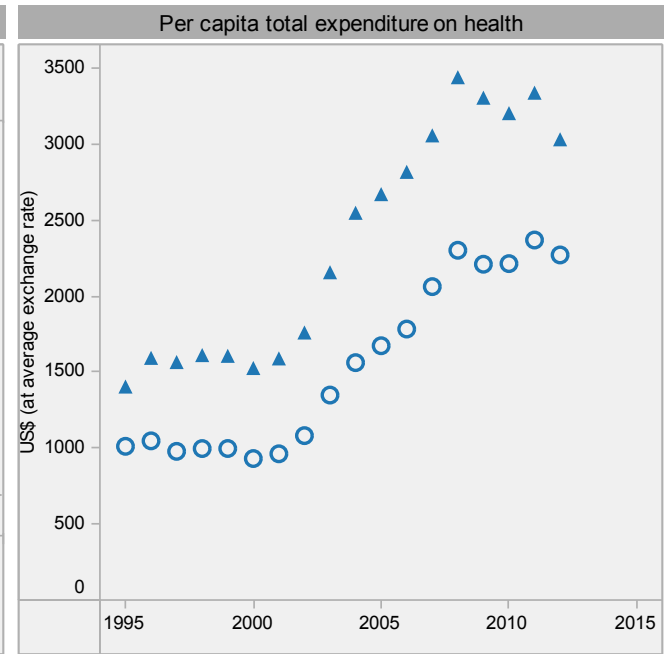
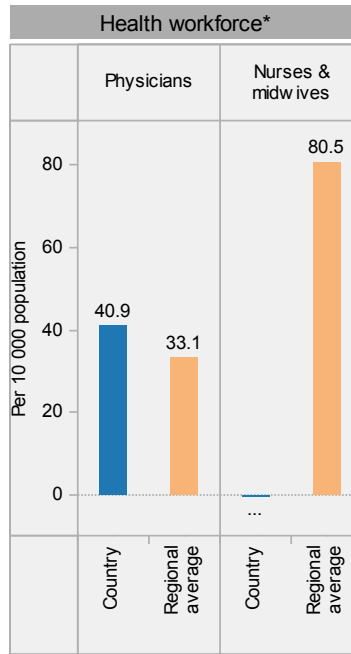
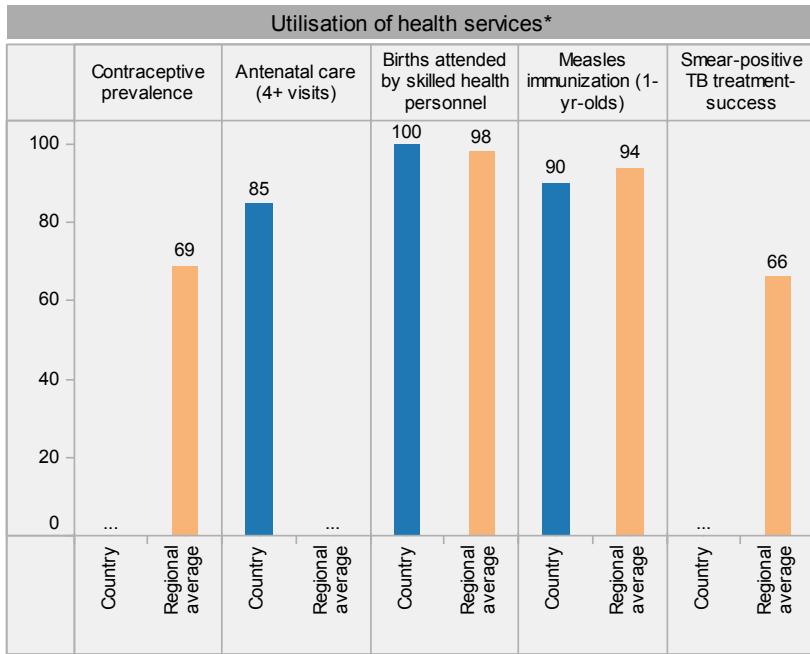


Under-5 mortality rate



Children aged under-5 stunted

Italy: health profile



▲ Country
○ Regional average

Italy is located in the WHO Europe Region.

* Data refer to latest year available from 2006. For specific years and references, visit the Global Health Observatory at www.who.int/gho.

... Data not available or not applicable.

Last update: May 2014.

+ Improved drinking-water sources